

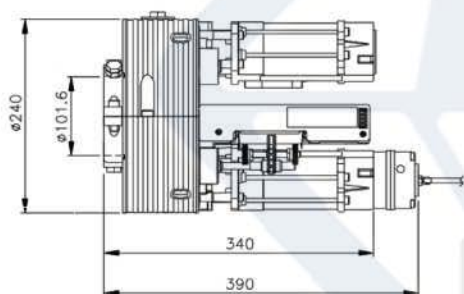
» OPERADOR CENTRAL PARA CORTINA ENROLLABLE DE IMPULSO MOD.TITAN 240/76 BME.



360KG



● MOD.TITAN 240/76 BME



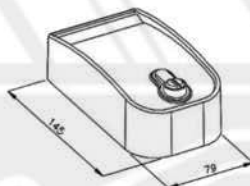
● MOD.R+A-MULTI (MF-00014-00)



● MOD.MX3CH-MULTI (MF-00001-00)



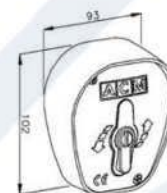
● MOD.MX4CH-433 (MF-00003-00)



● MOD.BLINDINO LEVERBOX (SA-00006-00)



MOD.CLIC-2PASOS (GN-00024-00)



● MOD.SELETTORE SBLOCCO (SA-00007-00)



● MOD.FRENO (SA-00003-00)



● MOD.MANICOTTO Ø 42 (SA-00004-00)

● MOD.MANICOTTO Ø 48 (SA-00005-00)

CÓDIGO	SKU	MODELO	DESCRIPCIÓN
SA-00002-KIT	2TX-260K-Ø200	UNITITAN SUPER HT	OPERADOR GEN P/COR ENR 260K 2TX 115V
SA-00011-KIT	SWICT-260K-Ø200	UNITITAN SUPER HT	OPERADOR GEN P/COR ENR 260K C/SWICT 115V
SA-00012-KIT	LEVER-260K-Ø200	UNITITAN SUPER HT	OPERADOR GEN P/COR ENR 260K C/LEVER 115V
SA-00013-KIT	SELECT-260K-Ø200	UNITITAN SUPER HT	OPERADOR GEN P/COR ENR 260K C/SELET 115V

CÓDIGO	SKU	MODELO	DESCRIPCIÓN
SA-00002-00	1111821	UNITITAN SUPER HT	OPERADOR CENT P/CORT ENR D/IMP 260K 115V
MF-00014-00	R+A-MULTI	R+A-MULTI	TABLETA P/OPE.ENROLL.CENTRAL 127V/60HZ
MF-00003-00	MX4CH-433	MX4CH-433	TRANSMISOR T/EUROPEO 433.93MHZ MX4CH
MF-00001-00	MX3CH-MULTI	MX3CH-MULTI	TRANSMISOR T/AMERICANO CLIP MX3CH MULTI
SA-00007-00	1540122	SELETTORE SBLOCCO	DESBLOQUEO T SELECT C/LIB MAN Y SWITCH
SA-00006-00	1520105	BLINDINO LEVERBOX	DESBLOQUEO T COFRE C/LIB MAN Y SWITCH
SA-00003-00	1312111	FRENO	ELECTROFRENO P/OPERADOR CENTRAL UNI
SA-00004-00	51160004	MANICOTTO 42 (2 PZ)	COPE P/TUBO 1-1/4" CED.30 42MM A 60MM
SA-00005-00	51160005	MANICOTTO 48 (2 PZ)	COPE P/TUBO 1-1/2" CED.30 48MM A 60MM
GN-00024-00	CLIC	6100222	SWICH D/LLAVE MOD.CLIC-2PASOS

115V - 60 Hz								
MODELO	PAR MOTOR (Nm)	FINAL DE CARRERA (m)	P (w)	INTENSIDAD ABSORBIDA (A)	PESO (Kg)	LEVANTAMIENTO (Kg)	ARBOL PARA CIERRE MERALICO (mm)	CORONA (mm)
TITAN 240/76 BME	400	6	1260	5.4	17	360	Ø 101.6	Ø 240